












Egg in the hole



Serves 2




Equipment			
 Cookie cutter	 Pan	 Measuring spoons	 Spatula
Ingredients			
2 eggs 			
2 bread slices 			
2 tbsp butter 			
A pinch of salt and pepper 			



Method:

1. Cut a circle on the bread slice with cookie cutter



2. Butter in the pan and toast the bread



3. Crack the egg in the hole



4. Add salt and pepper



5. Flip the egg in the hole



<https://www.youtube.com/shorts/j6qWXsVNwss>